

## Features

- ◇ Providing 2 tones.
- ◇ Standard: EN 54-3.

## Description

C-9404 Conventional Sounder is an audible alarm device used to warn people in field when fire occurs. It can give audible alarm signal when applied to external 24VDC power (D1 connected with positive and D2 with negative).

A 25.5mm high shallow base and a 40mm high deep base are available. Unless otherwise stated, all descriptions in this manual take the shallow base as example.

## Connection & Cabling

Terminals on the base are shown in Fig. 2.

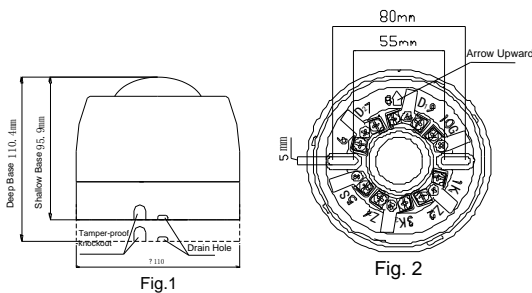


Fig. 1

Fig. 2

D1 (9), D2 (7): To external 24VDC power, polarity-sensitive; D1 to positive and D2 to negative.

### Recommended Wiring

1.5mm<sup>2</sup> or above fire cable for 24VDC power line, subject to local codes.

## Installation

◇ When surface mounted, the sounder should be placed 0.2m from the ceiling for normal space height. When the conduit is embedded, the base can be mounted on the back box. When the conduit is surface mounted, the deep base should be adopted. Knock the knockout hole, and connect the conduit with it. The mounting hole spacing and mounting direction are shown in Fig. 2. Mounting method is shown in Fig. 3a and Fig. 4. The conduit must be embedded when the shallow base is used, as shown in Fig. 3b.

◇ The base and the sounder are twisted together. When mounting, remove the sounder, thread cables through the cable entry in the base and connect with corresponding terminals, then twist the sounder onto the base.



548e/04



0832-CPR-F0038  
GST-0003-01

13

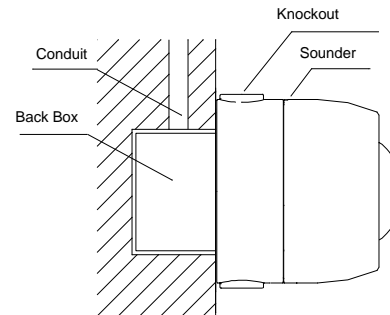


Fig. 3a

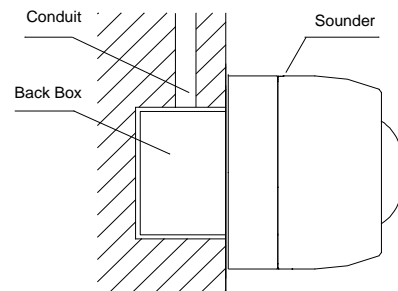


Fig. 3b

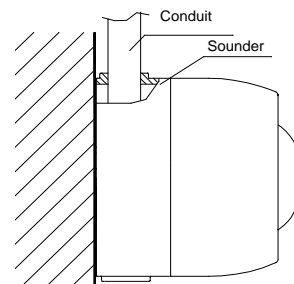


Fig. 4

◇ If the sounder is required to be tamper-proof, knock down the arch knockout as shown in Fig. 1 and fix it with ST2.9×6.5 self-tapping screws (in this case, it can only be removed by a cross screwdriver).

## Application

Tone can set through pins inserted on the main circuit board.

## Tone Type

Tone	Description
01	2800Hz 0.34s off/0.4s on
02	2400Hz -2900Hz @3Hz

✧ Tone 1: Jumper should be inserted in two pins on the edge of board as shown in Fig. 5.

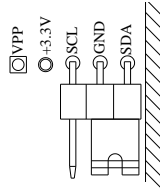


Fig. 5

✧ Tone: Jumper should be inserted in two pins on the other side shown in Fig. 6.

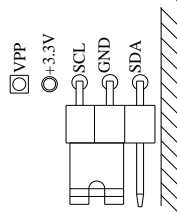


Fig. 6

## Limited Warranty

**GST** warrants that the product will be free of charge for repairing or replacing from defects in design, materials and workmanship during the warranty period. This warranty shall not apply to any product that is found to have been improperly installed or used in any way not in accordance with the instructions supplied with the product. Anybody, including the agents, distributors or employees, is not in the position to amend the contents of this warranty. Please contact your local distributor for products not covered by this warranty.

This product is not approved to EN54-23 (Beacon Functionality) and must not be used as a visual alarm device or to provide a primary warning notification of fire.

## WEEE Information



2012/19/EU (WEEE directive): Products marked with this symbol cannot be disposed of as unsorted municipal waste in the European Union. For proper recycling, return this product to your local supplier upon the purchase of equivalent new equipment, or dispose of it at designated collection points.

## Specification

Operating Voltage	Power: 24V (20V~28V)
Operating Current	Start current ≤35mA
Power Consumption	0.84W
Indoor Application	Type A
Sound Level	Tone 1: Minimum sound level 95db (1 meter in front) Tone 2: Minimum sound level 95db (1 meter in front)
Ingress Protection Rating	IP33C
Operating Temperature	-10°C ~ +50°C
Relative Humidity	≤95%, non condensing
Material of Enclosure and Color	ABS, red
Dimension (L×W×H)	φ110mm×110.4mm (deep base) φ110mm×95.9mm(shallow base)
Mounting Hole Spacing	55mm ~ 80mm
Weight	About 355g (deep base) About 327.2g (shallow base)

## Sound Level Data (EN54-3 approved)

Tone 2800Hz 0.34s off/0.4s on. Alarm Volume

Angle	Maximum Volume dB(A)			
	Horizontal Plane		Vertical Plane	
	Min20V	Min28V	Min20V	Min28V
15°	74.4	74.3	75.1	70.1
45°	87.8	88.3	88	87.7
75°	95.5	95.2	94.7	94.8
105°	95.8	95.6	97.7	97.1
135°	89.2	89.9	90.4	90.2
165°	83.3	83.7	79.9	80.1

Tone 2400Hz-2900Hz @ 3Hz. Alarm volume

Angle	Maximum Volume dB(A)			
	Horizontal Plane		Vertical Plane	
	Min20V	Min28V	Min20V	Min28V
15°	83.5	86.5	82.2	85.2
45°	87.3	89.6	86.4	89.9
75°	94	96.7	93.6	96
105°	94.2	96.6	94.2	97
135°	87.3	90.6	88.2	91.2
165°	92	95.1	82.9	85.5

## Accessories and Tools

Model	Name	Remarks
C-94DB	Deep Base	Order separately

This Data Sheet is subject to change without notice. Please contact GST for more information or questions.

**Gulf Security Technology Co., Ltd.**

No. 80, Changjiang East Road, QETDZ, Qinhuangdao, Hebei, P. R. China 066004

Tel: +86 (0) 335 8502434 Fax: +86 (0) 335 8502532

30309217

[service.gst@fs.utc.com](mailto:service.gst@fs.utc.com) [www.gst.com.cn](http://www.gst.com.cn)

Issue 1.02